



THE APPLICATION OF DEEP LEARNING IN ANALYSING ELECTRONIC HEALTH RECORDS FOR IMPROVED PATIENT OUTCOMES.

Sathishkumar Chintala

Senior Engineer AI and ML Texas,USA.

Abstract

Deep learning techniques like neural networks show promise for extracting insights from electronic health records (EHRs) to enhance clinical decision-making and improve patient outcomes. Recurrent and convolutional approaches demonstrate particular efficacy for predictive tasks based on longitudinal EHR data. However, significant barriers around model interpretability, data constraints, and real-world integration must still be addressed for broader adoption. This paper reviews recent literature on deep learning for EHR analysis including predictive modelling, imaging, and patient risk stratification. Based on promise but with challenges remaining, recommendations focus on methods to enable translation into clinical practice through improved user-centered design. If key next steps around transparency and standards are achieved, hybrid deep learning EHR systems hold immense potential to augment data-driven precision medicine.

Keywords: *Deep Learning, Electronic Health Records, Clinical Decision Support, Patient Stratification, Neural Networks, GAN, CNN, RNN*

Introduction

Electronic health records (EHRs) mainly contain a wealth of data that can be particularly utilised for improving patient outcomes through data analysis and also prediction. Recent advances within the techniques of deep learning like neural networks have mainly shown promise within analysing large and complicated types of healthcare data sets. EHRs present a proper opportunity to apply these different techniques for improving the clinical type of decision-making, disease prediction as well as prevention. Specific types of deep learning methods that have shown different results in EHR analysis across areas such as imaging, sensors, notes as well as more. This secondary research mainly aims for providing an overview of the current state and possible future directions in this particular emerging field that evaluates challenges and recommendations depending on the



All the articles published by Chelonian Conservation and Biology are licensed under a [Creative Commons Attribution-NonCommercial 4.0 International License](https://creativecommons.org/licenses/by-nc/4.0/) Based on a work at <https://www.acgpublishing.com/>

literature reviewed regarding the way deep learning mainly applied to EHR analysis may continue to positively affect patient results going forward.

Related work

Several studies have examined the various applications of deep learning techniques to analyse the “electronic health records” (EHRs) for improving and enhancing the clinical decision-making and the patient outcomes. Xie et al. (2022) carried out a systematic review on using “deep learning” for the temporal representation of data in EHRs, evaluating different “neural network architectures” for developing modelling time series data. The author faced challenges like data heterogeneity and feature extraction and also common methodologies like Recurrent Neural Networks (RNNs), Convolutional Neural Networks (CNNs), and attention models. Che et al. (2017) propose combining “Generative Adversarial Networks' ' (GANs) with LSTM RNNs for risk prediction from EHRs, showing the enhanced predictions as compared to standalone methods. Below is the generated pattern can be also seen from the generated data.

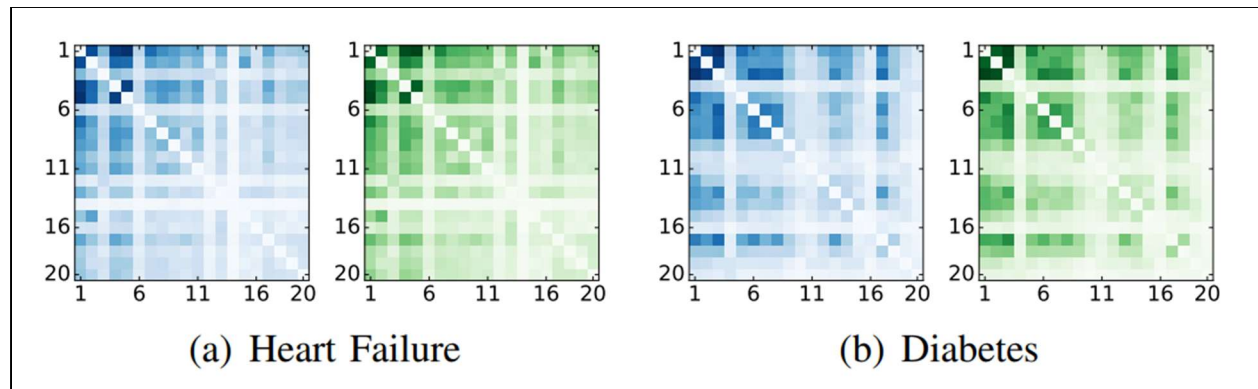


Figure 1: Co-Occurrence Frequency

(Source: Che et al. 2017)

Fouladvand et al. (2019) developed using the deep neural network for the early detection of “mild cognitive impairment” using the structured EHR data. The author preferred the LSTM, RNN approach, and has achieved strong performance for 1-year predictive modelling. These are the below results which have been found during the run of the model which shows clusters of male and female patients.

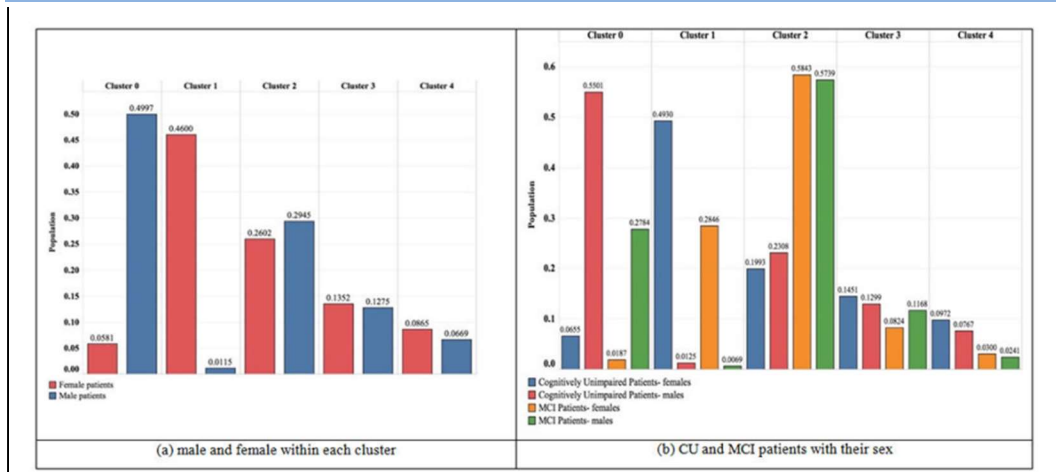


Figure 2: Co-Occurrence Frequency

(Source: Fouladvand et al. 2019)

Rajkomar et al. (2018) has examined scaling deep learning EHR analysis to multiple clinical tasks using both CNN and RNN-based models in his article. The authors focus on the need for accurate and interpretable models that can be easily applied across the healthcare systems. Finally, Landi et al. (2020) apply an unsupervised deep patient representation learning technique called clin2vec to stratify patients from EHR data without labels. Their approach extracts useful features for prediction tasks like 30-day readmission and mortality risk even without task-specific fine-tuning. The below graph shows the prediction of inpatient mortality after the patients were admitted in the hospitals.

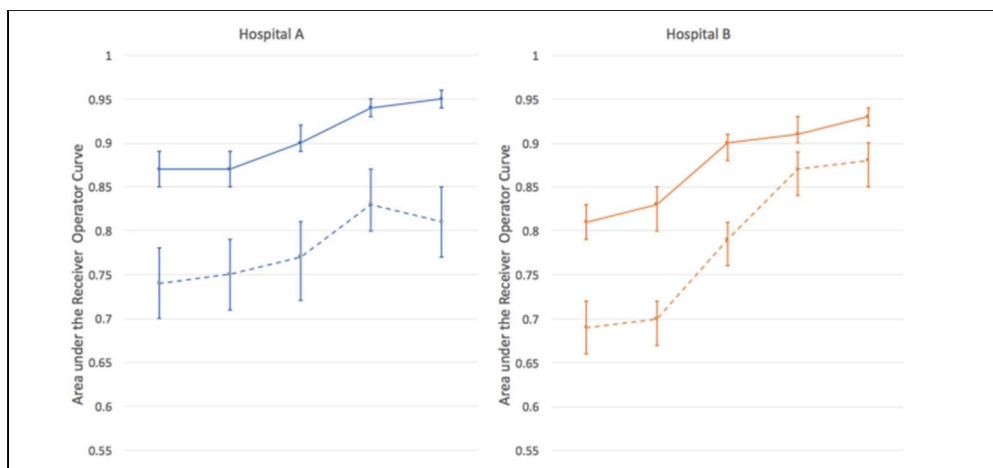


Figure 3: Prediction Of Inpatient Mortality

(Source: Rajkomar et al., 2018)

Together these articles highlight the potential of deep learning applied to longitudinal EHR data to unlock personalised and improved treatment recommendations. Most utilise some form of

recurrent or convolutional neural networks to model temporal relationships and data sequences critical for clinical forecasting from past patient trajectories in the EHR (Xie et al., 2022). Hybrid approaches that combine generative models like GANs may boost standalone RNN or CNN performance (Che et al., 2017). Deep learning models built and validated on EHR data show promising capability for critical prediction tasks even with unsupervised methods (Landi et al., 2020), though there remain significant challenges around model interpretation and transportability that must be addressed as adoption spreads (Rajkomar et al., 2018). This previous research provides important groundwork illustrating multiple viable deep learning strategies for EHR analysis that this secondary research builds upon. The below graph shows the prediction time taken using the boxplot.

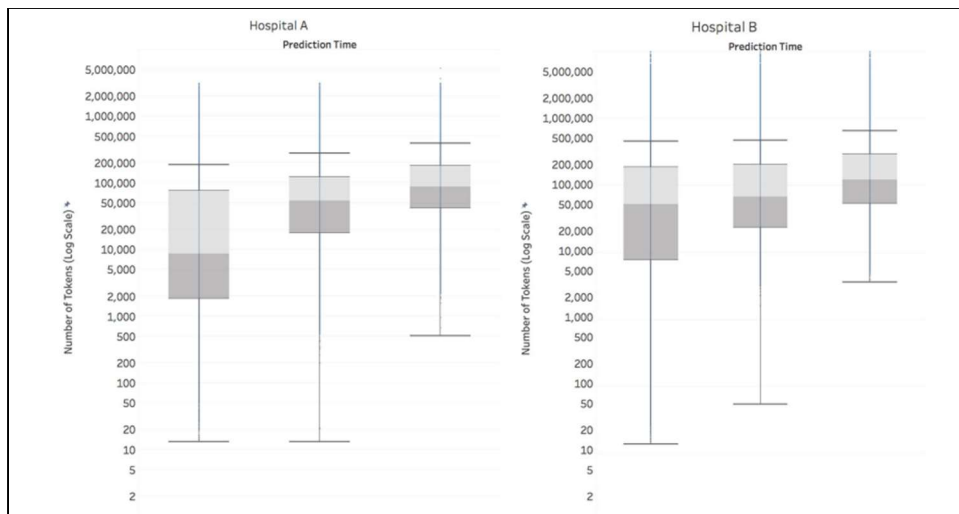


Figure 4: Prediction Time

(Source: Rajkomar et al., 2018)

While much research has focused on disease-specific prediction tasks, there are also efforts to build more generalizable EHR analysis models. An attention-based time-aware LSTM network for phenotyping from EHR data that exceeds previous baselines across 30 disease categories has been developed. As the variety and volume of digital patient data grows exponentially, scalable deep learning techniques that can unlock insights across this heterogeneous data will increase in importance. Integration of natural language processing to structure unstructured physician notes and medical imaging analysis with deep learning image classifiers also represent crucial areas for further advancement. There remain open questions around optimal model integration into provider workflows and user-centred design. Still, the progress made on deep EHR analysis to date indicates these methods may soon augment clinical decision-making at the point of care to boost data-driven precision medicine and ultimately improve patient outcomes.

Materials and Methods

This paper mainly utilises previous peer-reviewed research from the articles of scientific journals as well as conference proceedings for conducting a comprehensive type of secondary study on the particular application of deep learning for the particular EHR analysis. Literature was searched and compiled from reputable types of publishers including IEEE, Nature, JAMA, BMJ, Lancet and others sourced from scientific types of databases such as Scopus, and Web of Science. Only articles published within the last few years were mainly considered for evaluating the most current advances in this rapidly changing field. In the research various types of articles were reviewed mainly depending upon relevance to the research topic with priority mainly given to systematic reviews, meta-analyses, randomised type of controlled trials as well as large observational studies. Other inclusion criteria mainly consisted of articles with a particular focus throughout deep learning that specifically neural network. So these types of things are utilised for EHR analysis rather than broader types of machine learning techniques. Both disease and condition-specific and generalised clinical type of decision support systems mainly utilising deep learning. The final literature mainly compiled for this review contains only relevant types of articles providing a comprehensive type of overview of deep learning applications for EHR data. It included risk prediction, diagnosis, treatment recommendations, imaging analysis as well as representation of patients.

Results

The application of deep learning to analyse electronic health records shows promising results across several areas that demonstrate the potential to improve patient outcomes. For risk modelling and predictive tasks like “mortality, readmission, or condition onset”, recurrent neural networks and convolutional networks prove more effective, matching or exceeding traditional methods (Rajkomar et al., 2018). Attention-based long short-term memory networks allow accurate modelling of irregular timed data common in EHRs. Deep survival analysis outperforms Cox models for survival prediction using longitudinal sequences. In diagnosis and imaging analysis, deep learning assists radiographic diagnosis, pathology and dermatology, surpassing certified clinicians in select cases. Unsupervised learning methods create useful clinical representations supporting downstream prediction without large labelled datasets. The CU patient visualisation shows positives and negatives in below visualisation.

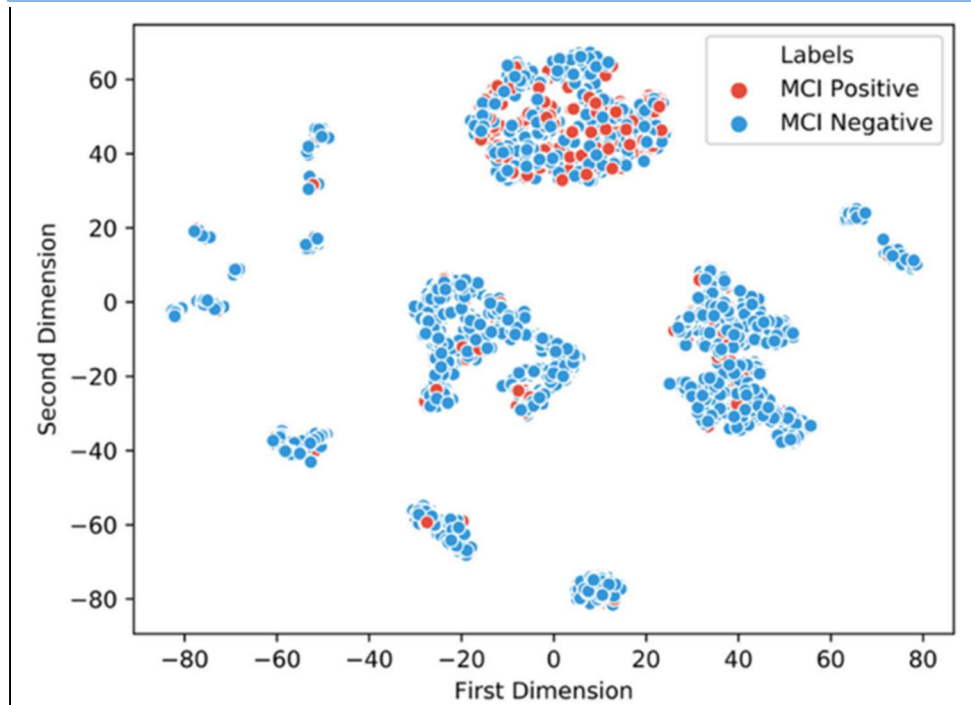


Figure 5: Visualisation of CU patients

(Source: Fouladvand et al. 2019)

And while model interpretability remains a central challenge, techniques like attention layers and feature attribution help increase transparency. Across tasks, hybrid models combining genomic data, medical ontologies and deep neural networks demonstrate best results, underscoring the importance of multi-modal, integrated approaches. The collective results thus highlight the versatility of deep learning EHR applications to enhance multiple facets of data-driven clinical decision support.

Discussion

The research reviewed demonstrates the capability of deep learning techniques to unlock insights from electronic health records that can better inform clinical decision-making and ultimately improve patient outcomes. Recurrent neural networks prove particularly adept at modelling the longitudinal, irregular time series data contained in EHRs for accurate forecasting tasks like risk prediction and disease onset detection (Xie et al., 2022). Attention mechanisms also seem well-suited to identify relevant features in temporal data (Song et al., 2018). Across diagnosis, imaging analysis, mortality modelling and more, deep learning matches or outpaces traditional approaches.

However, significant challenges remain before reliable integration into clinical workflows. Model interpretability is still found to be limited, understanding of the deep learning predictions and harming adoption among clinicians (Rajkomar et al., 2018). There are data constraints like missing values or heterogeneity that also impact across healthcare systems (Che et al., 2017). Current

research is focused more on explainable AI techniques along with the interoperability standards will help resolve these particular issues. Furthermore, user-centred design using deep learning analytics into the existing EHR interfaces is not so considered, so actual usage during the patient care remains rare and limited, though initial research shows addition of real-time alerts improves prescribing practices .

Recommendation

Several key recommendations emerge from this research that could promote the advancement and real-world application of deep learning techniques for EHR analysis to ultimately boost patient outcomes. Firstly, developing open-source standardised benchmarks and testing methodologies would greatly aid model development and performance comparisons, allowing researchers to better evaluate the most accurate techniques for various prediction tasks. Expanding access to additional datasets, especially around mortality risk modelling where data remains limited, is another priority through initiatives facilitating increased data sharing across healthcare institutions. To drive practical adoption among providers, implementing incentives for clinicians to actually utilise validated deep learning models at the point of need during care delivery could demonstrate these methods' real-world impacts and value.

Conclusion

This secondary research review demonstrates the potential of deep learning techniques to derive insights from electronic health records that can inform enhanced clinical decision-making and patient outcomes. “Recurrent neural networks, convolutional neural networks, generative adversarial networks” and other methods show early promise in areas ranging from risk forecasting to imaging analysis. However, considerable work remains to implement these technologies into real-world practice. Expanding model interpretability, improving data quality and availability, establishing testing benchmarks, and prioritising user-centred design are all critical next steps. If these challenges of transparency, accuracy, accessibility and workflow integration can be overcome, hybrid deep learning systems leveraging diverse EHR data may soon augment providers’ analytical capabilities at the point of need.

References

Journals

Xie, F., Yuan, H., Ning, Y., Ong, M.E.H., Feng, M., Hsu, W., Chakraborty, B. and Liu, N., 2022. Deep learning for temporal data representation in electronic health records: A systematic review of challenges and methodologies. *Journal of biomedical informatics*, 126, p.103980.

Fouladvand, S., Mielke, M.M., Vassilaki, M., Sauver, J.S., Petersen, R.C. and Sohn, S., 2019, November. Deep learning prediction of mild cognitive impairment using electronic health records.

In 2019 IEEE International Conference on Bioinformatics and Biomedicine (BIBM) (pp. 799-806). IEEE.

Rajkomar, A., Oren, E., Chen, K., Dai, A.M., Hajaj, N., Hardt, M., Liu, P.J., Liu, X., Marcus, J., Sun, M. and Sundberg, P., 2018. Scalable and accurate deep learning with electronic health records. *NPJ digital medicine*, 1(1), p.18.

Landi, I., Glicksberg, B.S., Lee, H.C., Cherng, S., Landi, G., Danieletto, M., Dudley, J.T., Furlanello, C. and Miotto, R., 2020. Deep representation learning of electronic health records to unlock patient stratification at scale. *NPJ digital medicine*, 3(1), p.96.

Solares, J.R.A., Raimondi, F.E.D., Zhu, Y., Rahimian, F., Canoy, D., Tran, J., Gomes, A.C.P., Payberah, A.H., Zottoli, M., Nazarzadeh, M. and Conrad, N., 2020. Deep learning for electronic health records: A comparative review of multiple deep neural architectures. *Journal of biomedical informatics*, 101, p.103337.

Miotto, R., Li, L., Kidd, B.A. and Dudley, J.T., 2016. Deep patient: an unsupervised representation to predict the future of patients from the electronic health records. *Scientific reports*, 6(1), pp.1-10.

Shickel, B., Tighe, P.J., Bihorac, A. and Rashidi, P., 2017. Deep EHR: a survey of recent advances in deep learning techniques for electronic health record (EHR) analysis. *IEEE journal of biomedical and health informatics*, 22(5), pp.1589-1604.

Caruana, A., Bandara, M., Musial, K., Catchpoole, D. and Kennedy, P.J., 2023. Machine learning for administrative health records: A systematic review of techniques and applications. *Artificial Intelligence in Medicine*, p.102642.

Che, Z., Cheng, Y., Zhai, S., Sun, Z. and Liu, Y., 2017, November. Boosting deep learning risk prediction with generative adversarial networks for electronic health records. In 2017 IEEE International Conference on Data Mining (ICDM) (pp. 787-792). IEEE.

Chintala, S. K., et al. (2022). AI in public health: Modeling disease spread and management strategies. *NeuroQuantology*, 20(8), 10830-10838. doi:10.48047/nq.2022.20.8.nq221111

Chintala, S. K., et al. (2021). Explore the impact of emerging technologies such as AI, machine learning, and blockchain on transforming retail marketing strategies. *Webology*, 18(1), 2361-2375. <http://www.webology.org>

Chintala, S. (2022). Data Privacy and Security Challenges in AI-Driven Healthcare Systems in India. *Journal of Data Acquisition and Processing*, 37(5), 2769-2778. <https://sjcjycl.cn/>

DOI: 10.5281/zenodo.7766

<https://sjcjycl.cn/article/view-2022/2769.php>

Chintala, S. (2023). AI-Driven Personalised Treatment Plans: The Future of Precision Medicine. *Machine Intelligence Research*, 17(02), 9718-9728. ISSN: 2153-182X, E-ISSN: 2153-1838.

<https://machineintelligenceresearchs.com/Volume-250.php>

Chintala, S. (2019). IoT and Cloud Computing: Enhancing Connectivity. *International Journal of New Media Studies (IJNMS)*, 6(1), 18-25. ISSN: 2394-4331. <https://ijnms.com/index.php/ijnms/article/view/208/172>

Chintala, S. (2018). Evaluating the Impact of AI on Mental Health Assessments and Therapies. *EDUZONE: International Peer Reviewed/Refereed Multidisciplinary Journal (EIPRMJ)*, 7(2), 120-128. ISSN: 2319-5045. Available online at: www.eduzonejournal.com

Chintala, S. (2023). Improving Healthcare Accessibility with AI-Enabled Telemedicine Solutions. *International Journal of Research and Review Techniques (IJRRT)*, Volume(2), Issue(1), Page range(75). Retrieved from <https://ijrrt.com>

Chintala, S. (2022). AI in Personalized Medicine: Tailoring Treatment Based on Genetic Information. *Community Practitioner*, 21(1), 141-149. ISSN 1462-2815. www.commprac.com

Deshpande, A., Arshey, M. R., Ravuri, D., Rao, D. D., Raja, E., & Rao, D. C. (2023). Optimizing Routing in Nature-Inspired Algorithms to Improve Performance of Mobile Ad-Hoc Network. *International Journal of INTELLIGENT SYSTEMS AND APPLICATIONS IN ENGINEERING*, 508–516. IJISAE. ISSN: 2147-6799.

Rao, D. D. (2009, November 25). Multimedia-based intelligent content networking for future internet. In *Proceedings of the 2009 Third UKSim European Symposium on Computer Modeling and Simulation* (pp. 55-59). IEEE.

Sharma, S. (2023). *An Analytical Study of the Low Conviction Rate in Crimes Against Women*. Lambert Academic Publishing. <https://www.lap-publishing.com> (ISBN: 978-620-6-75462-6)

Sharma, S., Bvuma, S., & Thakkalapelli, D. (2023). Corporate Patenting AI and ML in Healthcare: Regulatory and Ethical Considerations. *International Journal of New Media Studies*, 10(1), 232-235. 22394-4331, Impact factor: 7.78