



## “INVESTIGATING THE MECHANISMS AND GENETIC FACTORS INVOLVED IN THE MIGRATION AND NAVIGATION OF AVIAN SPECIES”

Parimala B.<sup>1\*</sup> and Krishna<sup>2</sup>

<sup>1\*</sup> Associate Professor, Department of Zoology, University College of Science, Tumakuru, Karnataka, India. , E-mail: parimala.bb@gmail.com

<sup>2</sup>Assistant Professor, Department of Biotechnology, University College of Science, Tumakuru, Karnataka, India.

**Corresponding author:** <sup>1\*</sup> Associate Professor, Department of Zoology, University College of Science, Tumakuru, Karnataka, India. E-mail: parimala.bb@gmail.com

*Abstract: Migration biology is an important chapter of the past decade which includes the wealth and health of descriptive articles that indicate different kinds of emigrational aspects. We must understand the proximate as well as ultimate causes of migration timing, energy distribution, optimized performance, immigration success, and fitness for the purpose of supporting wildlife population management as well as conservation initiatives by putting in place suitable safeguards or controlling environmental variables that affect migration. Different kinds of psychological measurements and dance are an important part by using new and innovative approaches and experimental processes.*

*For hundreds of thousands of generations, humans have been intrigued by birds' extraordinary capacity to travel to faraway locations with accuracy. A unique combination of biological processes and genetic factors organizes this intricate accomplishment. The mechanism of Avian species are divided into some parts like “Magneto reception”, “Landmark Recognition”, “Sun and Star Navigation”, and “Olfaction”.*

*According to the sensory movement theory, which explains how homing pigeons navigate, birds learn how to connect directions from the wind with breeze-borne scents within their homes and, after being moved, calculate their home orientation based on ambient odors in the area around them. The “migratory movements” are determined mostly in the passerine birds which are mostly presumed as the cultural and social factors that play the largest role in the environmental system.*



All the articles published by Chelonian

Conservation

and

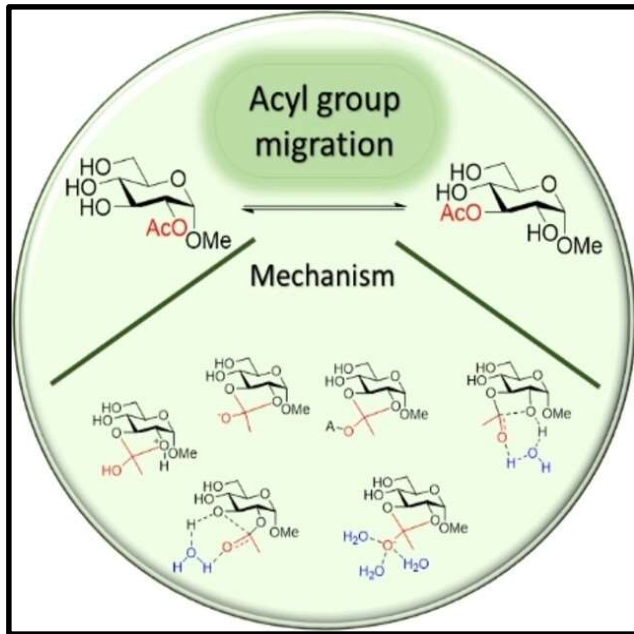
Biology are licensed under a [Creative Commons Attribution-](https://creativecommons.org/licenses/by-nc/4.0/)

[NonCommercial 4.0 International License](https://creativecommons.org/licenses/by-nc/4.0/) based on a work at <https://www.acgpublishing.com/>

**Keywords:** navigation, migration, sensory movement theory, Landmark Recognition, homing pigeons

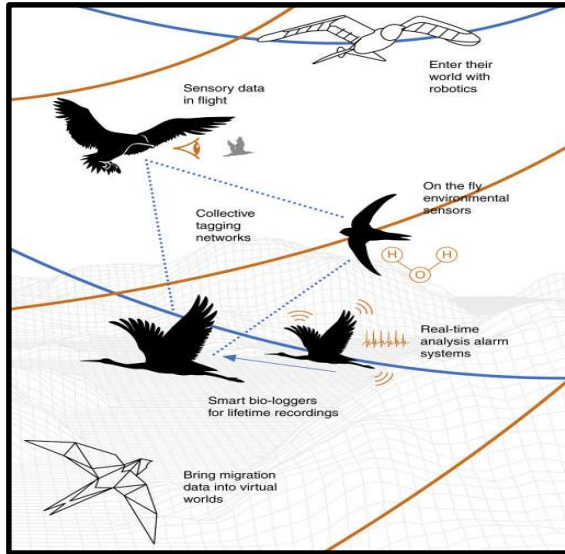
## I.INTRODUCTION

Cell migration refers to the process that is Governed and handled by the extrinsic and intrinsic factors of the mechanism [2]. Chemotactic concentrations and physical features of the immediate surroundings are examples of extrinsic sources of inspiration. The internal parts of the cell, like the act myosin web and polymerization of actin, are regarded as factors that are intrinsic.



**Figure 1:** "Acyl group of migration" [4]

There are three main mechanisms under the process of cell migration which are "active migration", "Periodic concentration" and the last one is "Zipping of supracellular actin". The active migration mainly acts on the epidermal cells which known by the constantly changing growth of the filopodia at the edge that leads, which is symptomatic of this [1].



**Figure 2: Research on the migration of the aviary species [3]**

The ever figure shows the Migration of Aviary species which indicates the observation and ringing of the birds. The migration process includes the tracking of a group of rear Aviary species and the lifetime tracking of the species [6]. For several decades, scientists have become aware that heredity plays a role in immigration. Large chromosomal areas linked to migrating have been identified by recent studies, but it has proven challenging to determine the particular role of any one gene.

### ***Aim***

The main purpose of the study is to determine the genetic and mechanism factors for the navigation and migration of the species to achieve the proper understanding of the “biological phenomenon”.

## **II.OBJECTIVES**

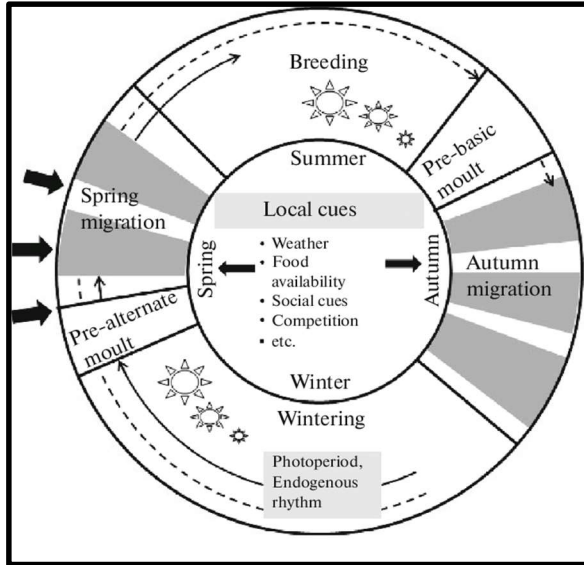
The objectives that arise from the study are:

- To investigate the ways that various sensory modalities function at different stages of migrating
- To determine the connections among genetic and environmental variables
- To access the preservation strategies centered around studies regarding migration as well as navigation
- To find the significance of experimentation in order to focus on migrant conservation and prospects for the future

## **III.LITERATURE/BACKGROUND SURVEY**

### ***Ways that various sensory modalities function at different stages of migrating***

There are mainly 5 functions that are related to the mortality of the main sensory functions which are sound, temperature, light, pressure, and test. The main factors of the primary and sensory information which are defined by the sensory system of the migrant species are the stimulus, the receptive field of the stimulus, and the intensity and the duration of the stimulus [5].

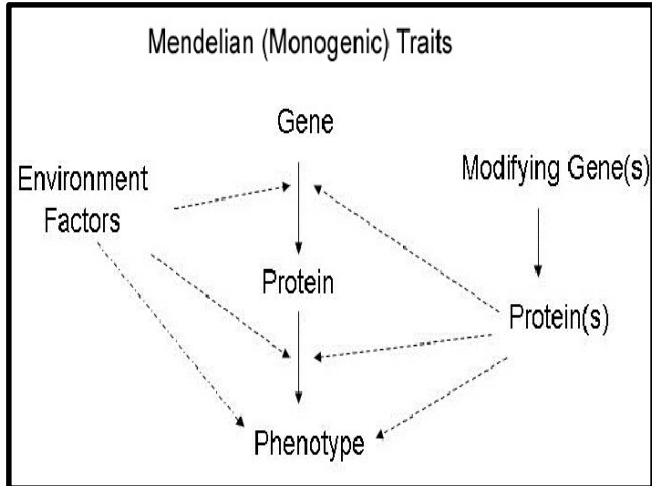


**Figure 3: The cycle of the purposes migratory birds [10]**

The discussion of our figure indicates the proper lifecycle of my gift to migrate Tori Birds which starts with the spring migration breeding, after the pre-basic moult migration stage, and then the autumn migration stage.

### ***Connections among genetic and environmental variables***

The concept of "***gene-environment interactions***" indicates that a person's biological makeup can affect how they behave to their circumstances and their environment. The factor of epigenetics mainly deals with the environmental assets that can be able to modify the expression of genes without the alteration of the sequence of DNA of the species [8].



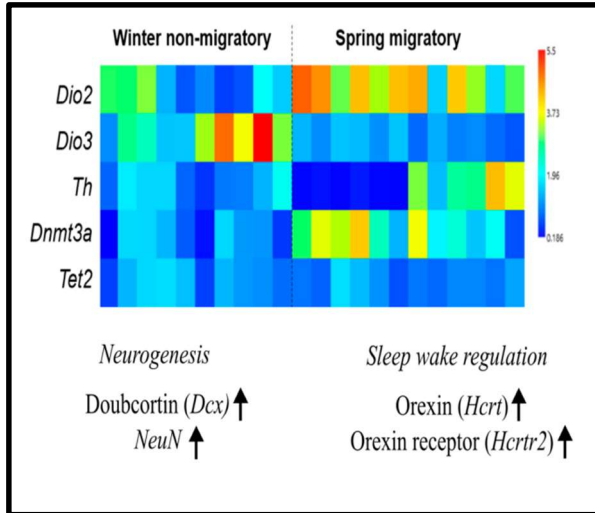
**Figure 4: The environmental factors related to the gene of the monogenic [9]**

The above figure shows the genetic environment essays of the monogenic species which indicates the main elements that come from the gene are protein and after that phenotype.

#### ***Significance of experimentation in order to focus on migrant conservation***

Expanding our gaze beyond the immediate focus on the effects of refugee movements on employment opportunities, the natural experiment technique in migration studies emerges as a versatile tool. Its applicability extends to probing a myriad of outcomes within communities, with a notable emphasis on local consumer prices [15].

This holistic approach, integrating experimental methodologies and the concerted efforts of researchers, not only deepens our comprehension across diverse domains but also holds the promise of fostering biodiversity. By fostering collaboration, this collective endeavor not only contributes to scientific knowledge but also acts as a potential countermeasure to environmental threats, bolstering the resilience and equilibrium of ecosystems for the benefit of both current and future generations.

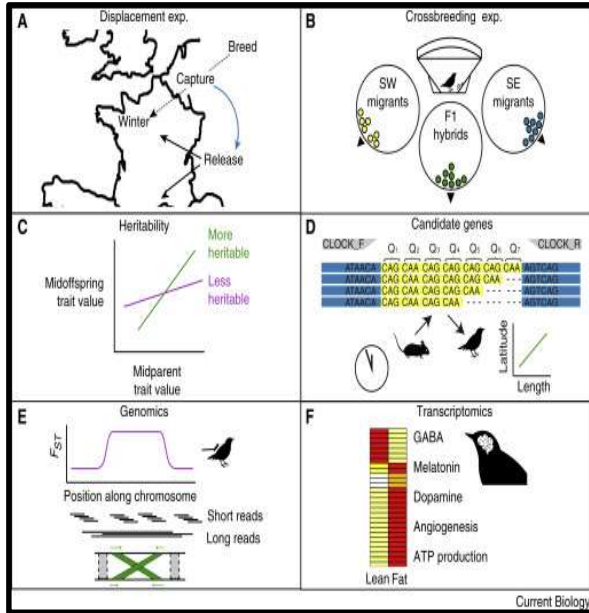


**Figure 5: Genetic control of the avian migration [13]**

From the above picture of the study, the differentiation of the avian species in the spring and the winter seasons can be shown.

#### IV.METHODOLOGY

Demonstrating that various rehabilitation methods are implemented in areas of breeding or stopover locations may help guide large-scale management of habitat to assist migratory species. The data and information about the current situation of navigation and migration species are collected from different and several kinds of research papers. When it pertains to leading successful migrating conservation campaigns, experimenting is a useful tool [11]. We may establish focused conservation strategies that ensure the continued existence of these magnificent species by using rigorous addresses to study the complicated nature of migration and the dangers that these birds face.



**Figure 6: The genetics of the migration of the birds [13]**

The stages of my creation are demonstrated in the above figure. From the figure we can see the displacement of the Migration of the bird species leaves the cross bedding of the birds [17]. The cross bedding experience of a bird is the reason for the growth of candidate genes and their transcriptomics experiment.

## V.RESULTS/FINDINGS

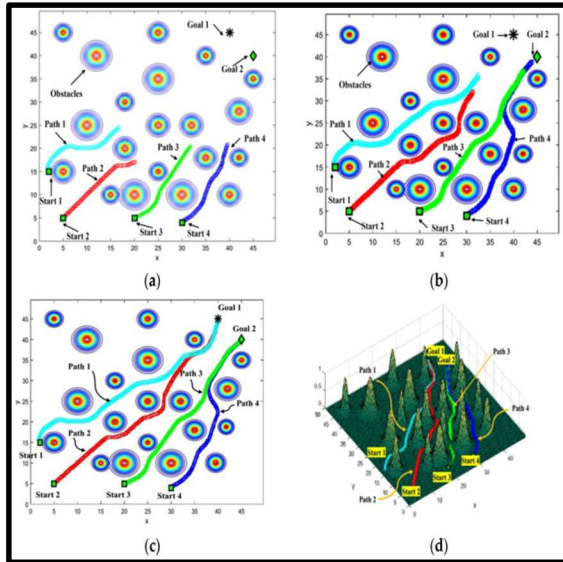
There are mainly three kinds of mechanisms that affect the migration and navigation of Avian species those are Magneto reception and "Landmark Recognition" and the last one is "Celestial Navigation". Research on European robins indicates likelihood that the magneto reception functioning of the protein the CRY organizational is related to light-dependent sensor calibrating [12].

### *Obstacles and Prospects for the Future*

Despite significant strides in research, comprehending the intricate interconnections among various biological processes and their specific impacts on navigation in distinct scenarios remains a formidable challenge. A compelling need persists for further investigations aimed at delineating the precise functions of genes linked to migration and navigation [16].

This imperative extends to exploring how environmental factors intricately influence the transcription of these genes and subsequently shape navigational behavior. The multifaceted nature of these relationships underscores the complexity of avian navigation systems, emphasizing the necessity for ongoing and in-depth scientific inquiry to unravel the nuanced mechanisms

governing the interplay between genetics, environment, and migratory navigation.



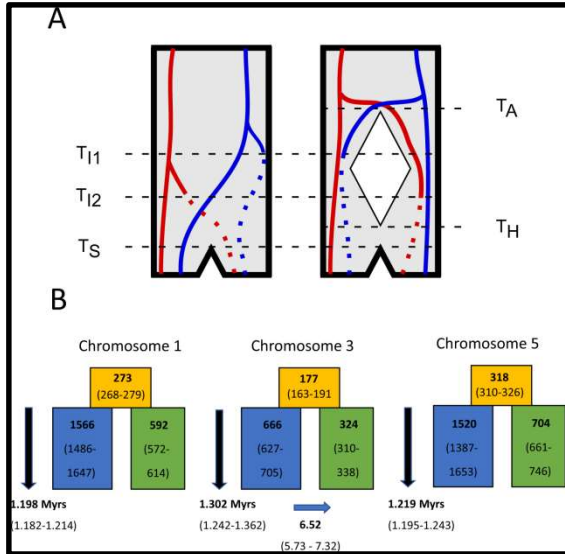
**Figure 7: Robot based on navigation [18]**

The above figure discussed the system and the process in which the use of firefly algorithms is being used for the development of the navigation process in the current era.

### ***Genes related to polymorphisms in migratory frequency***

The word single nucleotide polymorphism or SNP refers to the most genetic differentiation for the human and avian genome. The 3' UTR (untranslated region) of avian chromosome 2a comprises the dinucleotide polymorphism locus for the acetylcholine activating polypeptide 1 (ADCYAP1) gene. This gene's polymorphisms are linked to phenotypic variation in migration behavior [19]. The word zygosity indicates the mixture or the combination of different kinds of alleles which are present in the production system of the population which is in the species.





**Figure 8: The differences between the phenomenons of the migratory species [14]**

The figure 8 difference between migratory phenotype and it can be clearly said that phenotype up to different migratory species refers to the TI2, TI2, TS and the TA and TH. For the first chromosome the amount of MiRs is different from the other two chromosomes, chromosome 3 and chromosome 5 which is 1.198.

### ***Transmissible Schedule and Guidelines***

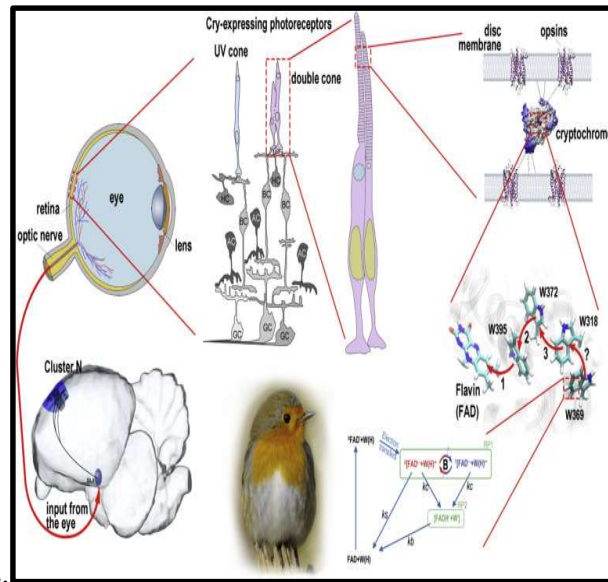
One of the captivating marvels within the natural world unfolds as songbirds traverse vast distances along their intricate migratory routes. Over decades, researchers have delved into the fascinating challenge of unraveling the mechanics and deciphering the genetic components that underscore these truly astonishing performances [20].

Central to the remarkable abilities of Avian species is their impeccable timing, commonly denoted as their "internal calendar," intricately woven into the fabric of their migratory schedules. This temporal precision not only showcases the birds' adaptive prowess but also highlights the interconnected web of biological rhythms governing their migratory behaviors.

This multifaceted aspect of avian navigation, where genetic factors and internal temporal mechanisms intertwine, continues to intrigue scientists, driving a continued quest for deeper insights into the intricate wonders of these feathered travelers. woven into their schedules of migration. This temporal precision is guided by the intricate science of position sensing, utilizing celestial cues such as the positioning of the Sun and stars, which collectively act as a "celestial compass" for these migratory bird species [19]. This fascinating interplay of biological rhythms and celestial navigation not only showcases the remarkable adaptability of these avian travelers

but also underscores the intricate beauty of the mechanisms guiding their extraordinary journeys

across vast expanses.



**Figure 9: Magneto reception in the bird species [19]**

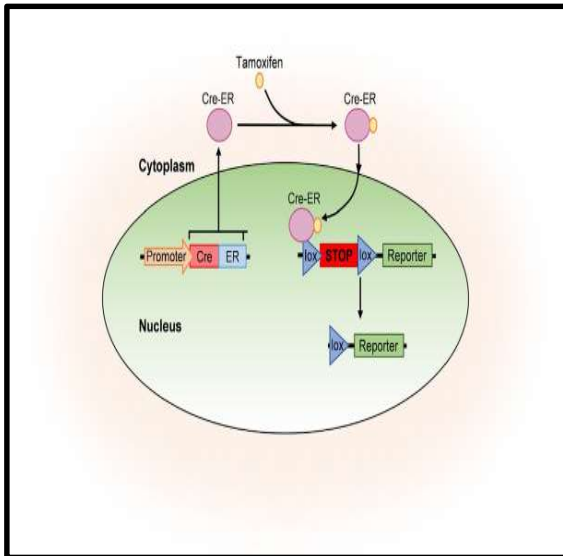
The above figure refers to the power of Magneto reception for the Avian species and the UV cone and double cone of birds are used as the receptors. The disc membrane and the Crypto Chrome of the species helps to collect the sign by clustering the N factor [10]. Therefore, certain crustaceans, vertebrate animals, and microorganisms are among the living things that exhibit this sense.

## VI.DISCUSSION

Utilizing high-throughput genomic technologies is pivotal in the ongoing quest to uncover novel genes intricately linked to distinct facets of migration and navigation in avian species. These aspects encompass crucial elements like long-distance flight endurance or the development of a compass sense. The primary objective of employing techniques related to genetic manipulation systems is to ascertain the overarching functions of genes concerning specific navigation behaviors [6]. This comprehensive approach not only seeks to identify and understand the individual genes associated with avian navigation but also aims to unravel the broader genetic landscape that governs these complex behaviors.

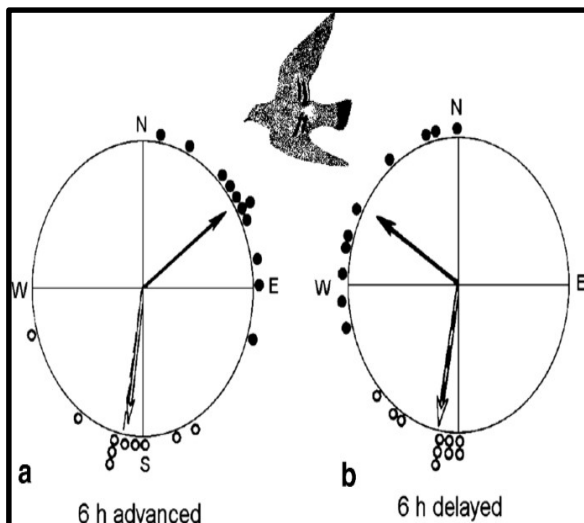
In addition to genetic exploration, gaining a profound comprehension of how environmental modifications impact navigational conduct is crucial. This extends beyond factors like habitat destruction and includes the broader spectrum of climate change, which could exert significant influences on migration patterns. Investigating the nexus between genetic predispositions and environmental shifts provides a holistic perspective, elucidating the intricate interplay between nature and nurture in shaping the migratory behaviors of avian species. As we delve deeper into this multidimensional exploration, the amalgamation of genetic and environmental insights will

likely contribute to a more nuanced understanding of the remarkable phenomenon of avian migration.



**Figure 10: System of the genetic manipulation [7]**

The above figure illustrates the system of genetic manipulation and from the figure it can be seen that the nucleus is the core element of the manipulation system. Cytoplasm and the promoter of the manipulating system is the endoplasmic reticulum. According to recently published research, particular genes are involved in the development and development of the brain areas with sensory systems that are crucial to navigation [2]. For example, the study has found genes, like the cytochrome gene, associated with magneto reception. Furthermore, numerous bird species have been shown to inherit their ability to get around, which may indicate that there is an incomplete genetic basis for this behavior.



### **Figure 11: Mechanism of the animal navigation [5]**

From the above figure, the Map-and-Compass concept was first developed in order to clarify how pigeons locate their home route after being relocated has been discussed. The Sun compass was employed for the compass's step in the above process, as the processes that helped the pigeons calculate their path remained yet undiscovered [6]. Hence, the overall discussion of the study gives a proper view of the model of the migration of the aviary species.

## **VII.CONCLUSION**

In conclusion, delving into the intricate genetic and molecular mechanisms that underlie avian migration and orientation represents a challenging yet captivating branch of study. Migration, predominantly an instinctual behavior among avian species, serves as a navigational landmark, deeply ingrained in their biological patterns. Through the integration of diverse scientific techniques, researchers can gain a more profound understanding of this extraordinary phenomenon, ultimately contributing to the development of comprehensive migratory avian conservation plans. These initiatives are crucial to ensuring the sustained survival of these magnificent creatures for the benefit of future generations.

The study emphasizes that avian migration is intricately linked to environmental factors such as temperature and seasonal changes. In the current era, the observable decline in migration rates has imparted a negative impact on these species. Recognizing the significance of these natural behaviors and the potential repercussions of disruptions, it becomes imperative to address and mitigate the challenges posed by factors like climate change. The elucidation of such complexities not only enriches our scientific knowledge but also underscores the urgent need for conservation efforts to safeguard the intricate balance of avian migration and preserve the biodiversity of these remarkable species for generations to come.

## **VIII.FUTURE RESEARCH**

Bird migrations are a fascinating biological ballet that has historically captivated scientists and laypeople alike. Despite the fact that our comprehension of the mechanisms that underlie disease and genetic components has improved considerably, there is still an array of interesting study directions that remain untapped. The proper utilization of Neurons imaging methods which includes the reasoning imaging of functional magnetic systems helps to determine the map and examine the accurate region for the father processing.

## **IX.REFERENCES**

- [1] Åkesson, S., & Helm, B. (2020). Endogenous programs and flexibility in bird migration. *Frontiers in Ecology and Evolution*, 8, 78.

- [2] Anderwald, D., Czajka, Ł., Rubacha, S., Zygmunt, M., & Mirski, P. (2021). Autumn migration of Ospreys from two distinct populations in Poland reveals partial migratory divide. *Avian Research*, *12*, 1-10. <https://link.springer.com/article/10.1186/s40657-021-00281-6>
- [3] Bingman, V. P., & Ewry, E. M. (2020). On a search for a neurogenomics of cognitive processes supporting avian migration and navigation. *Integrative and Comparative Biology*, *60*(4), 967-975. <https://meridian.allenpress.com/wjo/article-abstract/132/4/820/466611>
- [4] Birnie-Gauvin, K., Lennox, R. J., Guglielmo, C. G., Teffer, A. K., Crossin, G. T., Norris, D. R., ... & Cooke, S. J. (2020). The value of experimental approaches in migration biology. *Physiological and Biochemical Zoology*, *93*(3), 210-226. <https://www.tandfonline.com/doi/abs/10.1080/03949370.2021.1871967>
- [5] Bonadonna, F., & Gagliardo, A. (2021). Not only pigeons: avian olfactory navigation studied by satellite telemetry. *Ethology Ecology & Evolution*, *33*(3), 273-289. <https://royalsocietypublishing.org/doi/abs/10.1098/rspb.2021.2507>
- [6] Bossu, C. M., Heath, J. A., Kaltenecker, G. S., Helm, B., & Ruegg, K. C. (2022). Clock-linked genes underlie seasonal migratory timing in a diurnal raptor. *Proceedings of the Royal Society B*, *289*(1974), 20212507. <https://www.frontiersin.org/articles/10.3389/fevo.2021.724887/full>
- [7] Brown, J. M., van Loon, E. E., Bouten, W., Camphuysen, K. C., Lens, L., Müller, W., ... & Shamoun-Baranes, J. (2021). Long-distance migrants vary migratory behaviour as much as short-distance migrants: An individual-level comparison from a seabird species with diverse migration strategies. *Journal of Animal Ecology*, *90*(5), 1058-1070. <https://royalsocietypublishing.org/doi/abs/10.1098/rsbl.2020.0122>
- [8] Delmore, K. E., Van Doren, B. M., Conway, G. J., Curk, T., Garrido-Garduño, T., Germain, R. R., ... & Liedvogel, M. (2020). Individual variability and versatility in an eco-evolutionary model of avian migration. *Proceedings of the Royal Society B*, *287*(1938), 20201339. <https://movementecologyjournal.biomedcentral.com/articles/10.1186/s40462-022-00345-2>
- [9] Flack, A., Aikens, E. O., Kölzsch, A., Nourani, E., Snell, K. R., Fiedler, W., ... & Williams, H. J. (2022). New frontiers in bird migration research. *Current Biology*, *32*(20), R1187-R1199. <https://onlinelibrary.wiley.com/doi/abs/10.1002/jez.2631>
- [10] Fudickar, A. M., Jahn, A. E., & Ketterson, E. D. (2021). Animal migration: An overview of one of nature's great spectacles. *Annual Review of Ecology, Evolution, and Systematics*, *52*, 479-497. <https://besjournals.onlinelibrary.wiley.com/doi/abs/10.1111/1365-2656.13431>
- [11] Gu, Z., Pan, S., Lin, Z., Hu, L., Dai, X., Chang, J., ... & Zhan, X. (2021). Climate-driven flyway changes and memory-based long-distance migration. *Nature*, *591*(7849), 259-264. <https://www.degruyter.com/document/doi/10.1515/nf-2021-0009/html>

- [12] Hadjikyriakou, T. G., Nwankwo, E. C., Virani, M. Z., & Kirschel, A. N. (2020). Habitat availability influences migration speed, refueling patterns and seasonal flyways of a fly-and-forage migrant. *Movement ecology*, 8, 1-14. <https://besjournals.onlinelibrary.wiley.com/doi/abs/10.1111/1365-2656.13431>
- [13] Hao, Y., Zheng, S., Wang, P., Sun, H., Matsiko, J., Li, W., ... & Jiang, G. (2021). Ecotoxicology of persistent organic pollutants in birds. *Environmental Science: Processes & Impacts*, 23(3), 400-416. [https://books.google.com/books?hl=en&lr=&id=Si4MEAAAQBAJ&oi=fnd&pg=PP1&dq=Investigating+the+mechanisms+and+genetic+factors+involved+in+the+migration+and+navigation+of+avian+species&ots=Kt0eDb\\_1Bu&sig=0-Z6m0EypC6zYKCaKohrgsJprel](https://books.google.com/books?hl=en&lr=&id=Si4MEAAAQBAJ&oi=fnd&pg=PP1&dq=Investigating+the+mechanisms+and+genetic+factors+involved+in+the+migration+and+navigation+of+avian+species&ots=Kt0eDb_1Bu&sig=0-Z6m0EypC6zYKCaKohrgsJprel)
- [14] Kashetsky, T., Avgar, T., & Dukas, R. (2021). The cognitive ecology of animal movement: evidence from birds and mammals. *Frontiers in Ecology and Evolution*, 9, 724887. <https://besjournals.onlinelibrary.wiley.com/doi/abs/10.1111/1365-2656.13431>
- [15] Oliver, R. Y., Mahoney, P. J., Gurarie, E., Krikun, N., Weeks, B. C., Hebblewhite, M., ... & Boelman, N. (2020). Behavioral responses to spring snow conditions contribute to long-term shift in migration phenology in American robins. *Environmental Research Letters*, 15(4), 045003. <https://link.springer.com/article/10.1186/s40462-021-00252-y>
- [16] Piersma, T., Gill Jr, R. E., Ruthrauff, D. R., Guglielmo, C. G., Conklin, J. R., & Handel, C. M. (2022). The Pacific as the world's greatest theater of bird migration: Extreme flights spark questions about physiological capabilities, behavior, and the evolution of migratory pathways. *Ornithology*, 139(2), ukab086. <https://iopscience.iop.org/article/10.1088/1748-9326/ab71a0/meta>
- [17] Sauve, D., Dale, C. A., Tigano, A., Ratcliffe, L. M., & Friesen, V. L. (2020). Do candidate genes for migration and behavior explain migratory variation in bluebirds (*Sialia* spp.)?. *The Wilson Journal of Ornithology*, 132(4), 820-829. <https://academic.oup.com/auk/article-abstract/139/2/ukab086/6523130>
- [18] Shao, Y., Tian, H. Y., Zhang, J. J., Kharrati-Koopae, H., Guo, X., Zhuang, X. L., ... & Wu, D. D. (2020). Genomic and phenotypic analyses reveal mechanisms underlying homing ability in pigeon. *Molecular Biology and Evolution*, 37(1), 134-148. <https://link.springer.com/article/10.1007/s10646-018-1971-z>
- [19] Sharma, A., Tripathi, V., & Kumar, V. (2022). Control and adaptability of seasonal changes in behavior and physiology of latitudinal avian migrants: Insights from laboratory studies in Palearctic-Indian migratory buntings. *Journal of Experimental Zoology Part A: Ecological and Integrative Physiology*, 337(9-10), 902-918. <https://movementecologyjournal.biomedcentral.com/articles/10.1186/s40462-022-00345-2>
- [20] Spiecker, L., Leberecht, B., Langebrake, C., Laurien, M., Apte, S. R., Mouritsen, H., ... & Liedvogel, M. (2021). Endless skies and open seas—how birds and fish

navigate. *Neuroforum*, 27(3),  
139. <https://pubs.rsc.org/en/content/articlehtml/2021/em/d0em00451k>

127-