



**COMPREHENSIVE ANALYSIS OF LABORATORY TESTING UTILIZATION IN  
EMERGENCY MEDICINE: EVALUATING APPROPRIATENESS, COST-  
EFFECTIVENESS, AND CLINICAL IMPACT.**

**ABDALLAH HADY NASER ALLSLOOM**

Ministry of Health, Saudi Arabia

[ahalsallum@moh.gov.sa](mailto:ahalsallum@moh.gov.sa)

**RAYAN SADAAN ALYAMYI**

Ministry of Health, Saudi Arabia

[rasaalyami@moh.gov](mailto:rasaalyami@moh.gov)

**YAHYA SALEH YAHYA AL YAMI**

Ministry of Health, Saudi Arabia

[yalyami2@moh.gov.sa](mailto:yalyami2@moh.gov.sa)

**MANSOUR HADI ALI AL-SALLOUM**

Ministry of Health, Saudi Arabia

[mhlesloum@moh.gov.sa](mailto:mhlesloum@moh.gov.sa)

**ALI MOHAMMAD AL GAITHAN**

Ministry of Health, Saudi Arabia

[aalgaithan@moh.gov.sa](mailto:aalgaithan@moh.gov.sa)

**MOHAMMED ATEEQ HUSSEIN AL YAMI**

Ministry of Health, Saudi Arabia

[malyami157@moh.gov.sa](mailto:malyami157@moh.gov.sa)

**HUSSAIN ATEEQ HUSSAIN AL YAMI**

Ministry of Health, Saudi Arabia

[Huatalyami@moh.gov.sa](mailto:Huatalyami@moh.gov.sa)

**HUSSAIN HADI ALI LSLOUM**

Ministry of Health, Saudi Arabia

[hlsloum@moh.gov.sa](mailto:hlsloum@moh.gov.sa)

**ABSTRACT**

The choice of laboratory testing by emergency medicine not only impacts the process of patient diagnosis but also helps manage patients and outcomes. This paper intends to conduct a thorough



Chelonian Conservation and Biology are licensed under a [Creative Commons Attribution-NonCommercial-NoDerivatives 4.0 International License](https://creativecommons.org/licenses/by/4.0/) based on a work at <https://www.acgpublishing.com/>

investigation of laboratory testing in the emergency medicine area, including its relevance, cost-effectiveness, and effects on clinical service. This is mainly done using existing literature along with the analysis of data. Factors that lead to laboratory test utilization are investigated here, too, such as clinical indications, which include ordering patterns, test selection, and effects on the patient's health. The results underpin the necessity of laboratory testing reformation and the improvement of the quality of patient care, the cost-effectiveness of medical care, and the intelligent usage of healthcare resources in emerging departments.

**Keywords:** lab assessment and emergency treatment, relevant tests, efficacy and cost, clinical consequences.

## INTRODUCTION

Laboratory testing lends itself to the role of the base pillar in emergency medicine, doing the primary job of diagnosing and admitting acute conditions in a short time. Again, the mindless use of diagnostic testing in EDs can have bad results, such as raising the bills, causing delays in health care, and even leading to the patient's danger. This study will be conducted with the purpose of a complete and detailed analysis of the use of laboratory tests in emergency medicine; it will particularly examine the issue of the rational use of these tests, their cost-effectiveness, and their clinical and health impact. By observing various reasons for test adoption and how they affect patient management in the ED, this research would determine the areas of testing practice contributions and performance in the ED settings(Panteghinet.,al 2022).

### Appropriateness of Laboratory Testing

The implementation of laboratory testing in the treatment of patients in this difficult environment involves both the patient's final outcome and the use of healthcare resources. On the other hand, however, research studies reveal that various percentages of lab tests performed in the EDs are consideredunconcrete or unneeded. It is not only the tip of the iceberg for needless expenditures but also a hazard that causes patients to undergo dangerous procedures or puts them in serious danger due to delays in diagnosis(Leahy et.,al2021).

A key feature inducing potential over-testing is the clinician's hesitation. In the buzzing and deadline-oriented atmosphere of the ED, clinicians could find themselves with diagnostic uncertainty during critically ill patients' evaluation. What follows then is a flurry of attempts by doctors to ascertain certainty and the comprehensiveness of their assessment, with them concluding that a suite of laboratory tests is needed, even where some of these may not be relevant to the patient's condition. In this regard, ordered tests due to defensive medicine practices, which are the result of worries about medical litigation, are able to affect doctors' behaviour and, thus, the number of prescribed tests is growing due to a rather broad approach when it comes to the process of treating patients.

Patient's expectations, too, appear to be among the major factors that stimulate the use of many healthcare resources in the ED. A patient is normally a person who strives for assurance about

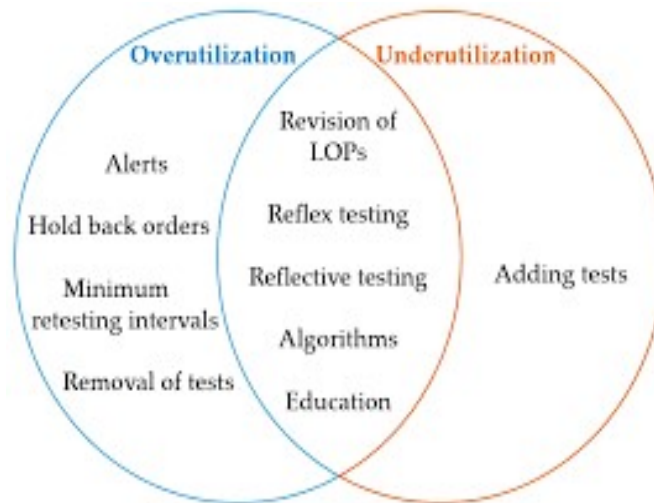
his or her health, and this is why the client is concerned about whether lab tests are very detailed in determining how well he or she is covered. Clinicians can also succumb to a sense of having to grant test requests made by patients beyond the clinically indicated test range just to conform to patient expectations and to keep the level of satisfaction high.

In order to ameliorate the overutilization of inappropriate tests in emergency medicine, numerous strategies have been developed and used. A corrective measure includes developing and applying procedures based on dedicated studies on lab tests and ordering that will be in the ED context. The criteria provided list specific tests that can be conducted under the conditions of the presence of certain symptoms, the history of the matter, and a suspected disease. The decision-making of clinicians and the elimination of variability in testing can be notably assisted by evidence-based guidelines through the provision of clear criteria for clinical test ordering (Llaneraset.,al 2024).

Besides the guidelines' usage, the integration of decision support systems (DSSs) into EHRs has tangible evidence to be the next solution on top of it in terms of test appropriateness. Decision support systems may notify the doctors and thereby contribute towards avoiding unnecessary repetitions of the tests at the time when the tests are going on. Such instruments may be equipped with rules for clinical decisions, appropriateness standards, and evidence-based algorithms, which serve as a framework for selective testing to improve health standards in line with well-proven methods.

Another aspect would be to give clinicians only appropriate test utilization and diagnostic reasoning courses and focus on identifying the actual causes of the overuse of unnecessary testing. Higher institutes like medical schools may have programs such as the application of principles of evidence-based medicine, diagnostic thinking skills, and interpretation of laboratory test results. Through the provision of better educational programs that emphasize improving clinicians' understanding of the necessity and effectiveness of different ED tests, health professionals get empowered to make informed judgments, and consequently, the extreme test usage in emergency units is reduced.

**Figure: Strategies to Address Overutilization of Laboratory Testing in Emergency Medicine**



*(Truong et.,al 2022).*

### Cost-Effectiveness of Laboratory Testing

Cost-saving in laboratory testing of emergency medicine is essential, especially now when we consider the public's health budget and resource constraints. In contrast to laboratory tests, which are vital in diagnosing and treating acute ailments, overzealous use of them ends up driving costs in healthcare without much improvement in patient outcomes. On the contrary, the necessity of humanizing the cost-effectiveness of laboratory testing implies proper spending on the test material and improving patient outcomes.


Research papers have reported on the cost-effectiveness of commonly employed laboratory tests that are done in emergency departments (EDs). These analyses pointed to the necessity of making high-impact testing feasible, with the benefits of testing outweighing the costs. The patients' diagnosis will be efficiently given, considering the effectiveness that the laboratory tests can provide to this management by only concentrating on the tests that could provide significant diagnostic value, which directly impacts the patients' management.

Targeted testing may be another key to improving cost-effectiveness in laboratory testing. This may be done through individualized test ordering based on the patient's symptoms and evidence-based guidelines. This does not restrict the test accuracy on the broad spectrum; rather, clinicians choose more targeted testing following the suspected diagnostic scenarios and the symptoms of the patient. Through this thorough process, ideal screening methods are identified, which will not only decrease unneeded testing but also healthcare costs and ensure patients get the necessary and timely attention they require(Williams et.,al 2021).

Implementation of POCT as a strategy for cost-effective laboratory testing in emergency departments, where appropriate, is also attractive and advisable. POCT contributes to fast testing, and results are displayed at the point of care, which helps to reduce the lab processing time and

costs since they are already available at the bedside of the patient. Tests such as blood glucose monitoring, cardiac biomarker investigations, and coagulation studies are all very common in POTC. One of the benefits of using POCT is that it can purify diagnostic processes and work towards timely clinical decision-making, which can, in the long run, improve patient flow, reduce the length of the ED stay, and maximize resource utilization.

**Figure: Implementation of Point-of-Care Testing (POCT) and Cost-Cutting Measures in Emergency Departments**



*This figure highlights the implementation of POCT as a cost-effective strategy for laboratory testing in emergency departments. It emphasizes the benefits of POCT in reducing processing time and costs by providing fast test results at the point of care (Agarwal et.,al 2020).*

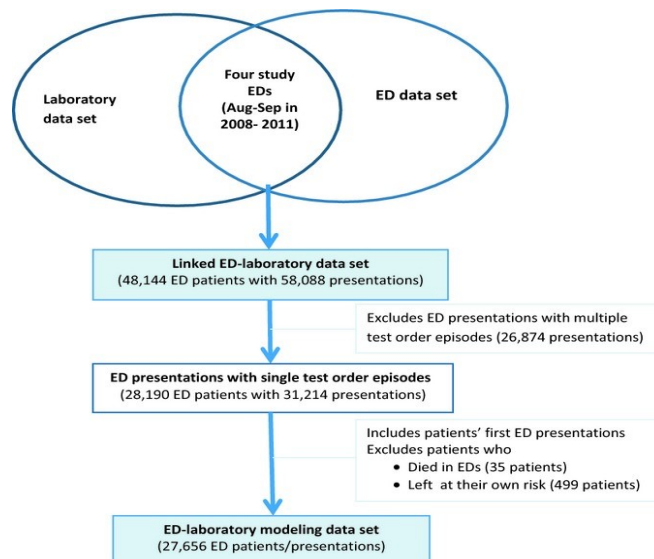
In addition, employing cost-cut operating procedures is one way to reduce the overspending of healthcare funds on laboratory testing. Therefore, repeated checks of test ordering dynamics, manual monitoring practices, and, most importantly, clinician feedback about their test ordering behaviour might be part of the system. Through education on healthcare costs and the development of clinical responsibilities, health institutions providing care can promote a cost-conscious activity in the practice of ordering tests among clinicians, which results in more efficient and cost-effective test-ordering practices.

The clinical effect of laboratory testing cannot be understated in the emergency department, as it forms a major part of the diagnostic process, helps the physicians arrive at the ultimate result, and provides the best treatment options for patients. Panels of laboratory tests help medical doctors better identify acute disorders, providing direction and guidance for therapeutic interventions and patient responses to treatment. On the other hand, the effectiveness of testing in a clinical course depends on so many factors, including test accuracy, turnaround time, and how it fits into clinical workflows.

Among the major functions of laboratory tests in critical medicine is the diagnosis of immediate disease conditions. Laboratory tests help doctors either support or disprove their clinical suspicion and detail the pathophysiologic mechanism for the treatment of the patient. What is more, blood tests can detect markers of myocardial infarction, sepsis, or electrolyte imbalance, whereas urine tests can identify urinary tract infections and kidney disease. Laboratory testing serves as a tool for clinicians to diagnose correctly and on time. As such, this allows the doctors to start the right treatment process, and hence, potentially, the patients may recover faster and reduce morbidity and deaths.

In addition, in-laboratory testing is very important in both the planning and the directing of therapeutic procedures in the emergency department. Tests help in the decision regarding treatment, for example, the choice of antibiotics for bacterial infection, the initiation of anticoagulant therapy for language drug functions like thrombotic disorders, or the adjustment of electrolyte replacement regimes for language drug disorders in patients with metabolic disturbances. Through clinical assessment, laboratory tests serve as the foundation stones of therapeutic strategies by presenting clinicians with factual data upon which to base clinical decisions. With this information, doctors and clinicians are able to optimize patient tests, resulting in effective therapy and quality clinical outcomes.

**Figure: Role of Laboratory Testing in the Emergency Department**



(Hayeemset.,al 2022).

Laboratory testing, in addition, is indispensable for following the patient's response to treatment and disease progression in an emergency department. Regular laboratory tests with clinicians make the tracking of changes in important rest markers much easier, and it helps to check the effectiveness of intervention and to make the change to balance the treatment plan. As such, blood gas measurement may be used to determine the oxygenation level of patients in hypoxia and help ventilation management by titrating respiratory support. Another example is the

repeated CA125 measurement to reflect ovarian-derived tumours burden. The assessment of laboratory test results that give immediate feedback on the status of the patient is what actually helps clinicians make well-informed decisions about further patient observation. This process leads to good patient outcomes and reduces the risk of complications(Hayeemset.,al 2022)..

Beyond this, however, the influence of laboratory testing in clinical practice is hugely dependent on, among other things, test accuracy and test turnaround time. Incorrect or delayed diagnostic analysis could place patients at a higher risk of diagnostic errors, inappropriate therapy, or a delay in starting the correct intervention. Consequently, the localization and precision of laboratory testing are crucial to extracting the most potential benefit from it and yielding the highest-quality results in the emergency department.

## CONCLUSION

Finally, utilization of the lab in the emergency medical department is a topic that has many layers and can affect patient care, medical costs, and resource distribution. Correction: Though laboratory tests are decisive for the diagnosis or management of acute conditions, their uncontrolled use caters for unjustified expenditures and possible emotional harm to the patients. By employing efficient test processes to guarantee reasonability, cost-effectiveness, and impact on the clinical situation, emergency departments can improve patients' outcomes, lower healthcare costs, and facilitate resource utilization. However, to accomplish this, clinicians, organizational directors, and decision-makers have to collaborate to provide evidence-based care and create a performance culture where testing is responsible(Musey Jr et.,al 2021).

## RECOMMENDATION

- ✓ Develop evidence-based guidelines and decision-support tools

Establishing laboratory test prescription criteria that are grounded in scientific research can be a unifying practice in emergency medicine and will enforce appropriate test utilization. These guidelines should be developed on the basis of current knowledge and the state of the art, indicating an individual test choice in reference to the concrete symptoms, the history of the disease, and the suspected diagnosis. Also, the incorporation of decision support instruments in electronic medical records may provide actual assistance to clinicians at the point of care, give them an alert that they don't need unnecessary clinical tests, and suggest using another testing strategy based on the standardized criteria(Franklin et.,al 2021).

- ✓ Implement Education and Training Programs

Education and training programs for the clinicians who work in the emergency department are essential areas for them to gain a better understanding of the utility of laboratory tests and their interpretation. Grassroots education programs should touch on test sample selection, medical interpretation of test outcomes, and the clinical importance of various laboratory indicators( (Kohliet.,al 2023). Such education can increase clinicians' proficiency and judgment in the

selection of laboratory testing, thereby helping to reduce useless testing and instead promote appropriate test usage.

✓ Utilize Point-of-Care Testing (POCT)

Point-of-care testing makes it possible to perform the tests immediately at the patient's bedside without having to run the samples to the lab, making the turnaround time much shorter. Utilization of POCT, where applicable, could reduce laborious diagnostic processes, improve immediate clinical decisions, and accelerate patient flow in the emergency department. For instance, glucose monitoring and cardiac biomarker assays, as well as coagulation studies, are frequently tested by POCT.

✓ Monitor and audit test utilization patterns

Routine surveillance and audit of specimen usage in the ED reflect the practices that can be critically assessed and monitored in order to identify the areas for corrective action. Clinicians and administrators can identify the primary sources of unnecessary testing by examining the trends in testing order. They can use an alternative approach or intervention that will address the issue directly. This might include giving feedback to physicians regarding their ordering behaviour of tests, holding educational sessions about correct test usage," or even developing clinical pathways to assist the choice of tests.

✓ Foster Collaboration and Coordination

Interdepartmental cooperation between the Emergency Department, Lab Services, and others is inevitable in reducing the bottlenecks of testing and facilitating coordination of care. Establish strong channels of communication and protocols for test ordering, sample collection, and reporting of test results, which ultimately cuts down on delays and errors in the testing process. Besides this, enhancing multidisciplinary collaboration can, to a certain extent, help in joint decision-making, understanding the connection between laboratory testing and patient care and coinciding with patient care goals and objectives.

## REFERENCE

- Panteghini, M., Dolci, A., Birindelli, S., Szoke, D., Aloisio, E., & Caruso, S. (2022). Pursuing appropriateness of laboratory tests: a 15-year experience in an academic medical institution. *Clinical Chemistry and Laboratory Medicine (CCLM)*, 60(11), 1706-1718. <https://www.degruyter.com/document/doi/10.1515/cclm-2022-0683/html>
- Mac, S., O'Reilly, R., Adhikari, N. K., Fowler, R., & Sander, B. (2020). Point-of-care diagnostic tests for influenza in the emergency department: A cost-effectiveness analysis in a high-risk population from a Canadian perspective. *Plos one*, 15(11), e0242255. <https://journals.plos.org/plosone/article?id=10.1371/journal.pone.0242255>



- Giusepi, I., John, A. S., & Jülicher, P. (2020). Who conducts health economic evaluations of laboratory tests? A Scoping review. *The Journal of Applied Laboratory Medicine*, 5(5), 954-966. <https://academic.oup.com/jalm/article-abstract/5/5/954/5904294>
- Alter, D. N. (2021). Point-of-care testing for the emergency department patient: quantity and quality of the available evidence. *Archives of Pathology & Laboratory Medicine*, 145(3), 308-319. <https://meridian.allenpress.com/aplm/article-abstract/145/3/308/461841>
- Ollis, L., Skene, S. S., Williams, J., Lyon, R., & Taylor, C. (2023). The SEE-IT Trial: emergency medical services Streaming Enabled Evaluation In Trauma: study protocol for an interventional feasibility randomised controlled trial. *BMJ open*, 13(4), e072877. <https://bmjopen.bmj.com/content/13/4/e072877.abstract>
- Williams, J., Vickerman, P., Smout, E., Page, E. E., Phyu, K., Aldersley, M., ...& Miners, A. (2022). Universal testing for hepatitis B and hepatitis C in the emergency department: a cost-effectiveness and budget impact analysis of two urban hospitals in the United Kingdom. *Cost Effectiveness and Resource Allocation*, 20(1), 60. <https://link.springer.com/article/10.1186/s12962-022-00388-7>
- Elvidge, J., Summerfield, A., Nicholls, D., & Dawoud, D. (2022). Diagnostics and treatments of COVID-19: a living systematic review of economic evaluations. *Value in Health*, 25(5), 773-784. <https://www.sciencedirect.com/science/article/pii/S1098301522000390>
- Leahy, A., McNamara, R., Reddin, C., Corey, G., Carroll, I., SOLAR team, ...& Galvin, R. (2021). The impact of frailty Screening of Older adults with multidisciplinary assessment of those At Risk during emergency hospital attendance on the quality, safety and cost-effectiveness of care (SOLAR): a randomised controlled trial. *Trials*, 22(1), 581. <https://link.springer.com/article/10.1186/s13063-021-05525-w>
- Llaneras, J., Ruiz-Cobo, J. C., Rando-Segura, A., Barreira-Díaz, A., Domínguez-Hernández, R., Rodríguez-Frías, F., ...& Buti, M. (2024). Integrating viral hepatitis management into the emergency department: A further step towards viral hepatitis elimination. *JHEP Reports*, 6(1), 100932. <https://www.sciencedirect.com/science/article/pii/S258955592300263X>
- Johannessen, T. R., Halvorsen, S., Atar, D., Munkhaugen, J., Nore, A. K., Wisløff, T., & Vallersnes, O. M. (2022). Cost-effectiveness of a rule-out algorithm of acute myocardial infarction in low-risk patients: emergency primary care versus hospital setting. *BMC Health Services Research*, 22(1), 1274. <https://link.springer.com/article/10.1186/s12913-022-08697-6>
- Zimmer, L., McDade, C., Beyhaghi, H., Purser, M., Textoris, J., Krause, A., ...& Earnshaw, S. (2023). Cost-Effectiveness of Blood-Based Brain Biomarkers for Screening Adults with Mild Traumatic Brain Injury in the French Health Care Setting. *Journal of*

- neurotrauma*, 40(7-8), 706-719. <https://www.liebertpub.com/doi/abs/10.1089/neu.2022.0270>
- Patikorn, C., Ismail, A. K., Zainal Abidin, S. A., Othman, I., Chaiyakunapruk, N., & Taychakhoonavudh, S. (2022). Potential economic and clinical implications of improving access to snake antivenom in five ASEAN countries: A cost-effectiveness analysis. *PLOS Neglected Tropical Diseases*, 16(11), e0010915. <https://journals.plos.org/plosntds/article?id=10.1371/journal.pntd.0010915>
- Truong, T. T., Mongkolrattanothai, K., Flores, I. I., & Dien Bard, J. (2022). Evaluation of the performance and clinical impact of a Rapid phenotypic susceptibility testing method directly from positive blood culture at a Pediatric Hospital. *Journal of Clinical Microbiology*, 60(8), e00122-22. <https://journals.asm.org/doi/abs/10.1128/jcm.00122-22>
- Agarwal, G., Pirrie, M., Angeles, R., Marzanek, F., Thabane, L., & O'Reilly, D. (2020). Cost-effectiveness analysis of a community paramedicine programme for low-income seniors living in subsidised housing: the community paramedicine at clinic programme (CP@clinic). *BMJ open*, 10(10), e037386. <https://bmjopen.bmj.com/content/10/10/e037386.abstract>
- Williams, J. T. W., Pearce, A., & Smith, A. B. (2021). A systematic review of fear of cancer recurrence related healthcare use and intervention cost-effectiveness. *Psycho-Oncology*, 30(8), 1185-1195. <https://onlinelibrary.wiley.com/doi/abs/10.1002/pon.5673>
- Hariharan, P., Tariq, M. B., Grotta, J. C., & Czap, A. L. (2022). Mobile stroke units: current evidence and impact. *Current neurology and neuroscience reports*, 22(1), 71-81. <https://link.springer.com/article/10.1007/s11910-022-01170-1>
- Padilla-Galo, A., García-Ruiz, A. J., Levy Abitbol, R. C., Oliveira, C., Rivas-Ruiz, F., García-Agua Soler, N., ... & Levy-Naon, A. (2021). Real-life cost-effectiveness of benralizumab in patients with severe asthma. *Respiratory research*, 22(1), 163. <https://link.springer.com/article/10.1186/s12931-021-01758-0>
- Hayeems, R. Z., Bernier, F., Boycott, K. M., Hartley, T., Michaels-Igbokwe, C., & Marshall, D. A. (2022). Positioning whole exome sequencing in the diagnostic pathway for rare disease to optimise utility: a protocol for an observational cohort study and an economic evaluation. *BMJ open*, 12(10), e061468. <https://bmjopen.bmj.com/content/12/10/e061468.abstract>
- Hilty, D. M., Serhal, E., & Crawford, A. (2023). A telehealth and telepsychiatry economic cost analysis framework: scoping review. *Telemedicine and e-Health*, 29(1), 23-37. <https://www.liebertpub.com/doi/abs/10.1089/tmj.2022.0016>

- Tsou, C., Robinson, S., Boyd, J., Jamieson, A., Blakeman, R., Yeung, J., ...& Hendrie, D. (2021). Effectiveness of telehealth in rural and remote emergency departments: systematic review. *Journal of Medical Internet Research*, 23(11), e30632. <https://www.jmir.org/2021/11/e30632/>
- Franklin, B. J., Li, K. Y., Somand, D. M., Kocher, K. E., Kronick, S. L., Parekh, V. I., ... & Haas, N. L. (2021). Emergency department provider in triage: assessing site-specific rationale, operational feasibility, and financial impact. *Journal of the American College of Emergency Physicians Open*, 2(3), e12450. <https://onlinelibrary.wiley.com/doi/abs/10.1002/emp2.12450>
- Kohli, M. A., Maschio, M., Joshi, K., Lee, A., Fust, K., Beck, E., ...& Weinstein, M. C. (2023). The potential clinical impact and cost-effectiveness of the updated COVID-19 mRNA Fall 2023 vaccines in the United States. *Journal of Medical Economics*, 26(1), 1532-1545. <https://www.tandfonline.com/doi/abs/10.1080/13696998.2023.2281083>
- Musey Jr, P. I., Bellolio, F., Upadhye, S., Chang, A. M., Diercks, D. B., Gottlieb, M., ...& Carpenter, C. R. (2021). Guidelines for reasonable and appropriate care in the emergency department (GRACE): recurrent, low-risk chest pain in the emergency department. *Academic Emergency Medicine*, 28(7), 718-744. <https://onlinelibrary.wiley.com/doi/abs/10.1111/acem.14296>